

Arnprior and District Quilters' Guild Newsletter

JANUARY 2016

Happy New Year everyone!

As we start the new year, it is a great time for resolutions! Have you made any? My only resolutions are to keep things simple and finish more quilts than I start!

It is also a great time for organizing after getting over the holidays.

In November, I had the opportunity to completely overhaul my sewing area, complete with new storage furniture. See photos below. My stash is pleasantly displayed on white shelving, colour coded (of course!). It was a lot of work, but the end result is fantastic. January is a good month to reorganize...what does your sewing area look like?

Now to whittle away at those UFO's and process some scraps for future projects as well as use some scraps for some improv piecing.

I already have three finished projects! Woo hoo! One was a start to finish mini quilt made over the holidays, the other two are embroideries that just needed some final touches before going off to be framed. I now have a lap quilt to do which needs to be done rather quickly, I am hoping to use some partially finished items and just wrap them up into a nice lap quilt.

Happy Quilting,

*Brigid Whitnall
President*





Charity: To date, we have collected 83 preemie quilts, which I have not yet delivered. Christmas stockings totalled 267. The Arnprior Food Bank received 243. Anne Cruickshank sent me a copy of the Thank You card from the Food Bank which was sent to the CWL and ADQG. Another 16 was delivered to the Food Bank in Calabogie for their Christmas parcels, and there are 8 in hand. Christmas placemats totalled 54, of which 52 were delivered - 30 to Arnprior and 22 to Renfrew for the Meals on Wheels programs. There are 2 placemats in hand.

I delivered four completed lap quilts to the Sunshine Coach in Renfrew. This is a service which allows seniors without transportation or in wheelchairs to attend medical appointments and such in Renfrew and Ottawa. There are an additional two lap quilts ready for quilting and four more ready for assembly. All fabrics came from the stash of leftovers from cutting out 59 Christmas stockings for the Guild. Some of the new ones will be delivered to Arnprior for the Seniors at Home program. It is amazing how scraps seem to multiply !!! I cannot describe what a positive feeling I received from delivering your projects to the Meals on Wheels and Sunshine Coach. I made sure that all those organizations realized that these projects were produced by our Guild and not by an individuals effort.

I was asked to share the templates I am using and hopefully these will be put on our website for you to copy as you wish.

At the January quilt retreat I will be planning for our activity night in February where we will be starting to produce more quilts for our charity projects. If you have any ideas you would like to share with me feel free to email or call.

Thank you ladies for your time, generosity and enthusiasm in sharing your talents. - **Chris Gordon**



Library: Be sure to check out the vast array of books and magazines at the guild meeting, as well as some magazines for purchase.- **Margaret Fisher**



Treasurer:

Closing balance: TBA

Charity account: TBA

Petty cash: TBA

Treasurer's Report was not available at time of publishing.

*Info will be available at guild meeting - **Jan Smith***



Membership: As of December we now have 75 members.

- **Penny Carruthers**



Program: Gadget Night - January 27, 2016 - Store demonstrations and Show and Tell your favourite gadget. You won't want to miss this night! We are doing something a little different. We will have 3 demos of gadgets from Sew Inspired, Quilting Quarters and Valley Needleworx. You will be able to see what these tools can do and how much easier quilting is using them.

Then, instead of the regular Show and Tell, we will have a Tools Show and Tell. Bring one of your favourite tools that is used for other than what it was created for and tell us why you use it and how it makes your life easier.

Example - the jewellery hanger sorts my needles, feet for my machine, fabric pens, rippers. Bring a note pad and pen, so you can write down the suggestions. This will be a great night of sharing! - Gwen Pennings



I Spy Reminder - Just a reminder, to keep bringing in your blocks every month. If you are going away this winter, please give them to a friend to bring along so we can keep all the nightly packages complete.

If you didn't bring your squares last month, bring both months so Joyce can fill the baggies missing the squares. **January: construction machines. February: Transportation: cars, trucks, airplanes, buses etc.**

Challenges: Hope that you are working on your *President's Challenge* of doing some new technique you haven't tried before. it should be 24" x 24".

How are the quilted **bed runners** coming along for May?

Shoebox: Hope that you didn't wrap up this box and give it away at Christmas!

Machine Quilting Workshop: Wednesday, Feb. 24, 2016 - 11:00 am - 4:00 pm. The cost: \$25. Basic instruction on the use of the walking foot and the free motion foot. Practice some suggested patterns. Threads to use. Take home samples. Teacher - Pat Campbell.

Border Print Workshop: 3 places left for the Saturday, February 13, 9:30 am - 3:00 pm, \$25 members. If you signed up and didn't pay, please see Gwen. You will need 2 to 3 m of fabric depending on how big a quilt you want. 2 m makes a small lap size quilt with borders. Teacher - Gwen Pennings

*Workshops are available to all members who sign up and are held at the Arnprior & District Library (www.arnprior.library.on.ca) on the Saturday following the guild meeting from 10:00 a.m. – 4:00 p.m. (unless otherwise stated). **Workshops:** \$25 for members, \$30 for non-members.*

COMING IN APRIL... Improv Piecing

Do you have a lot of scraps in all shapes and sizes? Don't know what to do with them? Did you resolve to reduce your scrap bin in 2016? Come play with colours and piece blocks using a different technique. We'll make blocks based on both log cabin and rail fence type looks. We'll have fun experimenting and hopefully you'll overcome your fear of the unknown. Improv is all about putting things together that look like they might fit. Drop by the program table to look at some samples. Brigid Whitnall, April 9, 2016, 9:30 - 3:00, \$25

MEET A GUILD MEMBER



Deb McGregor, a busy dance and hockey mom of three (ages 7, 9 and 11) tries to fit in as much quilting time as she can between working part-time doing staffing, marketing and sales for the family business McGregor's Produce, running a busy family and blogging about family and farm life.

She has started to share her passion for quilting and crafting in her blog: <http://thefarmhousequilter.blogspot.com/>. Making her first quilt in her last year of high school for a class project, Deb dabbled in sewing but didn't really take an interest in quilting until she was introduced to it by a friend when she was 8 months pregnant with her middle child...laughing now about how she would find the time.





Her friend has since moved away but not before her enthusiasm pointed Deb in the right direction for taking classes. Taking her first quilting class with Barb Robinson in Arnprior in her home studio was life-changing. Since then she has taken many classes at Sew Inspired and recently a class in Stittsville at Mad About Patchwork. "I love

taking classes but need to finish what I have going on a home!" she confesses.

Considering herself a "modern-traditionalist", Deb loves the traditional patterns and quilts but LOVES the colours and style considered modern. She follows quite a few quilters through blogging, Pinterest and Instagram, like Camille Roskelly, Angela Walters, Shea Henderson, and Lori Holt who has the book "Farmgirl Vintage". "I love to share what I am doing and see what others are doing as well", Deb says about the blog world. This past summer she was part of a New Quilt Bloggers group online where she met many other quilt bloggers around the world. She hopes to devote more time to that, as well as teach someday... "and I tell my kids that my dream job would be to work in a quilt shop".

She enjoys the guild meetings and tries to get to most of the meetings. She loves listening to experts and seeing trunk shows as well as the show and tell.

December Pot Luck - The hall was beautifully decorated with quilted items



Show and Tell

Thank you to all the participants in December's Show and Tell



More photos are on our website: <http://www.arnpriordistrictquiltersguild.com>



Fabric ♦ Wool ♦ Patterns ♦ Notions ♦ Sewing Machines ♦ Classes

Authorized Pfaff Sewing Machine and Serger Dealer — Sales and Service

Fabulous selection of Sewing and Embroidery Machines on sale – we are the Pfaff experts!

Does your old sewing machine need a tune up? We can do that too!

Open Mon-Fri 10-5, Sat 9:30-4
106 John St. N, Amprior ON
Phone (613) 623-0500 Fax (613) 623-0434
www.sewinspired.ca

Congratulations!

Last month's Winners:

Gift Basket: Jan Smith

50/50 Draw: Pat Ubytowich

Door Prizes: Lucy Voss, Ellie Leben, Maureen Mooney, Sarah Rodger,

Emma Russell and Betty Rehbein



DO YOU HAVE A CREATIVE FLAIR? Do you like to organize ideas and write about quilting? The NEWSLETTER COORDINATOR position is opening up this spring. This position is a fun and creative way to share guild info with members. If you think this is something you'd like to do please see one of the executive. Elections are this May.

Meeting Notes

NEXT MEETING: FEBRUARY 24 , 2016 Activity Evening!

Where? Our guild meetings are held at the Christian Education Centre at 257 John Street in Arnprior.

When? Meetings start at 7 PM and our doors open at 6:30. Meetings are generally on the 4th Wednesday of each month (with some exceptions.)

Parking - Please DO NOT park in the church parking lot that is adjacent to the hall. Our lease does not include the parking lot - it must be available for church-related activities. There is plenty of on street parking nearby.

Refreshments – Coffee and tea is prepared by our refreshment committee, who also coordinate the snack roster. Do “lug a mug” - bring your own mug to minimize our environmental footprint. And PLEASE keep your refreshments away from the show and tell display table.

Visitors are welcome at our guild meetings. Fee is \$5 for all visitors and guests.

Allergy Alert! Please note that our meetings are allergy free. Please no perfume or perfume products! Thank you.



An advertisement for "The Quilted Barn". The background is a dark, wavy, colorful gradient. On the left, there is a photograph of a wooden barn with a quilt hanging in the window. To the right of the photo, the text reads: "THE QUILTED BARN", "Longarm Quilting Services", "Custom Commissioned Quilts", "Quilt Finishing Services", "MAC Stanton", "1305 Burnstown Road", "Burnstown, ON", "K0J 1G0", and "[613] 612-1003 Cell or [613] 433-3311 Home".

President: Brigid Whitnall

Vice President: Chris Gordon

Secretary: Liz Gray

Treasurer: Jan Smith

Program: Gwen Pennings, Joyce Murray, Pat Campbell

Membership: Penny Carruthers

Publicity: Judith Cave

Library: Margaret Fisher

Upcoming Events

Stitched Together: The Art and Warmth of Quilts, Brampton, Ontario

November 1, 2015 - February 16, 2016 10:00am-4:30pm

9 Wellington St. E Admission: Adults \$5 Students & Seniors \$4 & Families-2 adults & 5 kids-\$12 Phone: 905-791-4055 Email: infopama@peelregion.ca

Our Cultural Fabric: The Origins of Bruce County's Quilts, Southampton, Ontario Friday, November 6, 2015 - Saturday January 30, 2016 10am-5pm

Bruce County Museum & Cultural Centre, 33 Victoria Street North

Contact: Shannon Paiva (519)797-2080 Email: spaiva@brucecounty.on.ca

Website: <http://www.brucemuseum.ca/>

The Canadian Quilters Association (CQA) will be holding their next show in Toronto. It will be held on June 15-18, 2016 at the International Centre in Toronto, at Airport Road and Derry Road.


To find out more about this fascinating show go to: <http://www.canadianquilter.com>. Read about the challenges you can participate in and the various classes they offer during the shows.

For more listings of upcoming quilt shows and events visit the Canadian Quilters Association website:

<http://www.canadianquilter.com/event>

Don't forget to check the bulletin board at the guild meeting for upcoming events and announcements.

*When life throws
you scraps
make a quilt*



We welcome contributions! Do you have a quilting related story or contribution you would like to share? Please let us know about information or web sites that you find of particular interest that you'd like to share via this newsletter with our guild members. You can reach us at our guild email address arnpriorquilters@gmail.com Our guild logo is the **Friendship Star block, symbolizing the spirit of friendship that is always present at the Guild. **Blue** represents the Madawaska and Ottawa rivers in Arnprior; **gold**, the sunshine and fields of corn around Arnprior; **brown**, the acres of farmland in the area; and green, Gillies Grove and surrounding forests and tree**