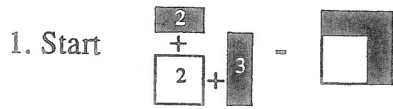


ARNPRIOR & DISTRICT QUILTERS GUILD

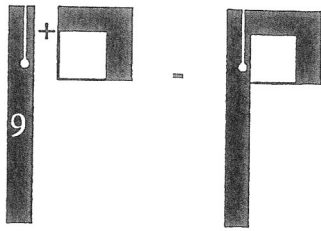
MYSTERY QUILT – February 2014

PACKET #2

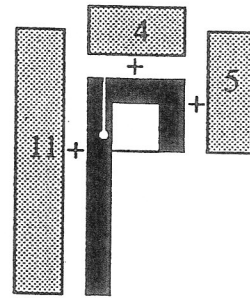
B-UNITS -- The other 4-turns of KNOT (sew 4)



2. Sew partial seam

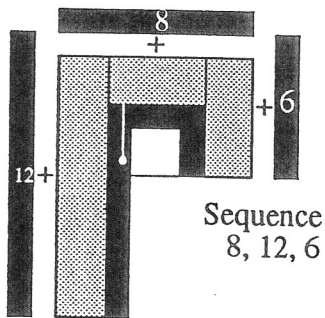


3. Now add



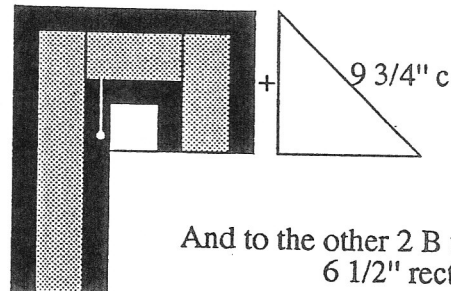
Sequence: 4, 5, 11

4. Next

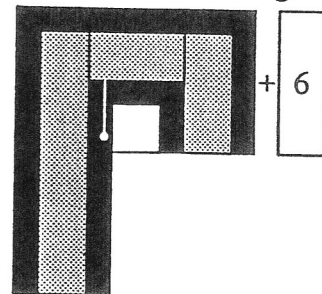


Four B-UNITS are needed

5. To two of B units add triangles (background)



And to the other 2 B units add
6 1/2" rectangles of background



C-UNITS -- sew 3

