

# MYSTERY QUILT - ADQG 2022-2023

## Part 3 - November, 2022

### Block Assembly (part 3):


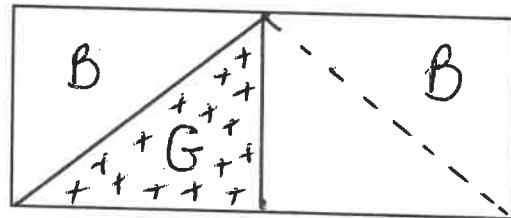
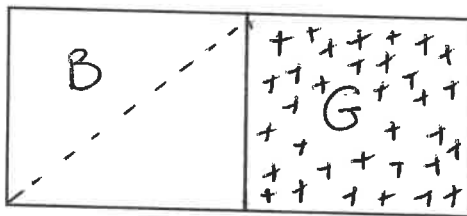
Draw diagonal lines on wrong side of eight 4½" background squares (B)

With right sides facing, lay a (B) square on **one** end of a fabric (G) rectangle

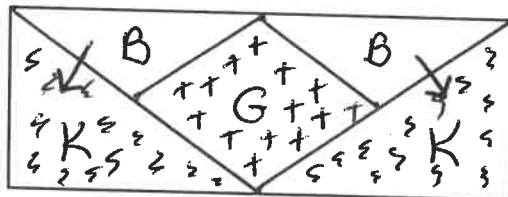
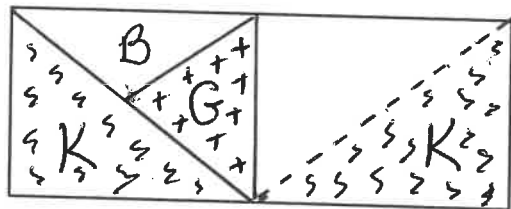
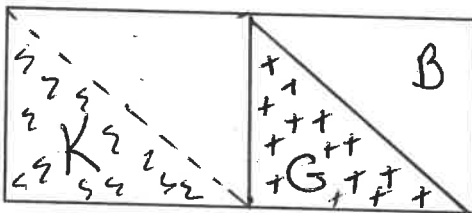
Stitch on drawn lines and trim ¼" from seam

Repeat on other end of rectangle

Press in direction of arrows



Repeat on each end with fabric (K) squares - **be aware of placement**



Make 4

Unit should measure 4½" X 8½"