


# Arnprior Charity quilt

Finished block size 16x16

- **star of bethlehem**: <https://www.pinterest.ca/pin/227361481161577683/?lp=true>

- **dutch Rose** block: <https://doublenickelquilts.blogspot.com/search?q=dutch+rose>



For each block you will need:

(1) Background fabric - (use a solid or pattern that shows as a solid)

- 4 squares of: 3 x 3 inches
- 8 squares of: 4 ½ x 2 ½ inches
- 16 squares of: 2 ½ x 2 ½ inches

(2) Fabric #A “petal”

- 8 squares of: 4 ½ x 4 ½ inches

(3) Fabric #B “leaf”

- 4 squares of: 3 x 3 inches
- 8 squares of: 2 ½ x 2 ½ inches

(4) Fabric #star center (can use Fabric #B, OR a different fabric)

- 1 square of: 4 ½ x 4 ½ inches
- 8 squares of: 2 ½ x 2 ½ inches

## Half square triangle unit




.one 3x3 fabric #B (leaf)

.one 3x3 background fabric

Square up to 2 ½ x 2 ½

This method gives you 2 units  
need 8 hst units

Sew Squares and Cut Apart the Half Square Triangle Units



Note: drawings are not to scale: Each 2 ½ inch square should be sewn butted up to the corner indicated, right side together -- Sew diagonally, trim, press and square up

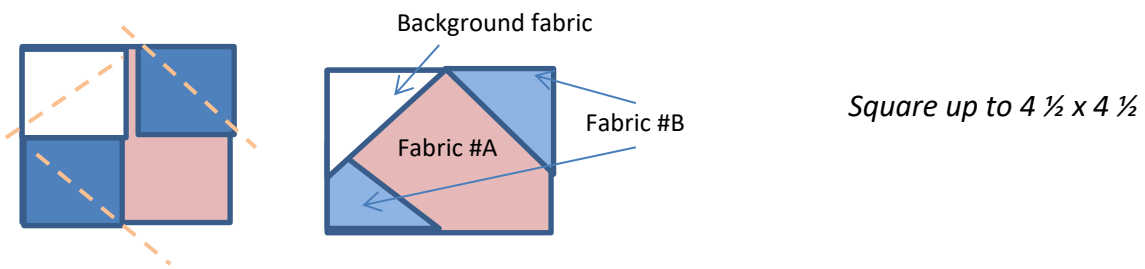
**Corner unit make 4 units**

.one 4 ½ x 4 ½ of fabric #A (petal)

.two 2 ½ x 2 ½ of fabric #B (leaf)

.one 2 ½ x 2 ½ background

Sew as shown and trim ¼ inch seam allowance

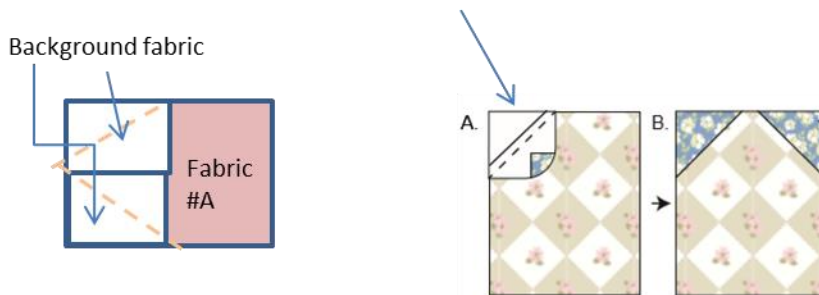


**Middle outer block unit : make 4 units**

one 4 ½ x 4 ½ of fabric #A (petal)

Two 2 ½ x 2 ½ background

Sew as shown and trim ¼ inch seam allowance



**Flying geese unit (for center star)**

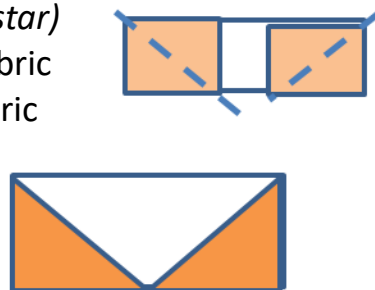
one 4 ½ x 2 ½ background fabric

Two 2 ½ x 2 ½ center star fabric

Sew as shown, trim & press

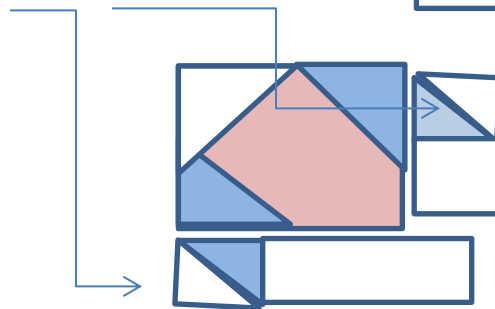
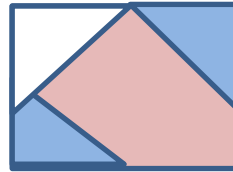
make 4 units

Square up to 4 ½ x 4 ½



Corner unit #1, :      Make 4

- One corner block unit (see page /2)
- 2 hst units (see page /2)
- One 4 ½ x 2 ½ background
- One 2 ½ x 2 ½ background
- Sew One 4 ½ x 2 ½ background
- And one HST unit (see page /2) together
- sew one to a 2 ½ x 2 ½ background
- and one HST unit (see page /2) together
- Sew together as shown
- **Note HST orientation placement**



Middle outer block unit,      make 4

- One middle outer block unit
- One flying geese unit
- Sew together as shown



Assemble units in 3 sections

Outer sections :

- one corner unit
- One middle outer block unit
- one corner unit

Center section

- One middle outer block unit
- One star center (4 ½ x 4 ½ inches)
- One middle outer block unit

Outer sections :

- one corner unit
- One middle outer block unit
- one corner unit
-