

Arnprior & District Quilters Guild BLOCK OF THE MONTH September 2015

Materials Required

White Fabric

4 Fall Colours Fabric (orange, red, brown, dark purple, rust, gold, yellow)

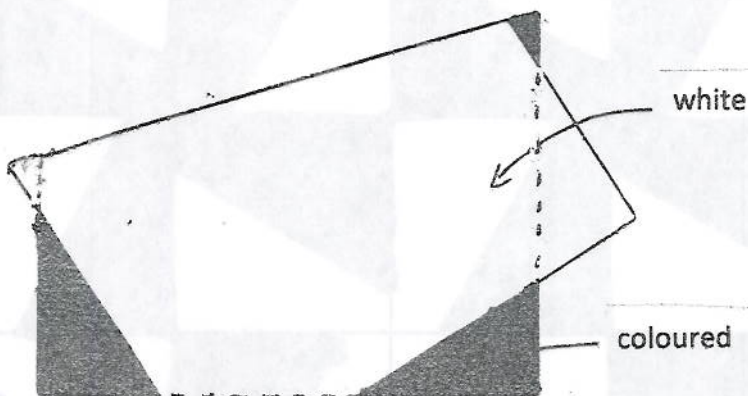
Cutting Instructions for Block

16 – white template shapes

4 – coloured template shapes of each colour


Block Assembly using $\frac{1}{4}$ " seams

Sew one white shape to each coloured shape (see diagram). Press to dark.

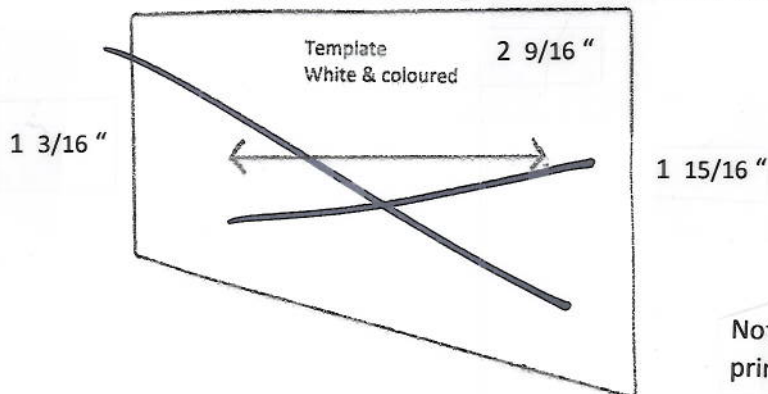


Sew 4 same coloured squares together (see diagram) to make a Windmill. Square up to $4\frac{1}{2}$ ".

Make 4



Sew 4 windmills together to make block. Finished block $8\frac{1}{2}$ ".



Note: Check the measurements on your printed copy to confirm that it scaled correctly.