


Arnprior & District Quilters Guild 2012 Block of the Month  
Month 8

**Bento Box Variation**

Makes two blocks (7 ½" each finished)



4 strips assorted colours @ 2 ½" by 17"

Assemble into a strip set as shown.  
(Not necessarily dark to light, mix it up!)



**Cutting:** From your large strip set, cut 2 squares which will measure 8 ½" each. Lay them right sides together so that the strips are matching – almost like you folded your strip set in half. Mark a diagonal line from corner to corner, and sew ¼" seams on either side of your line. Cut the two pieces apart and press.

You should now have 2 blocks that you can square up to 8" – and they will look like this:



These blocks are very similar to the traditional "Bento Box" blocks, but these are much quicker to make. ☺ And we all like that!