

MYSTERY QUILT - ADQG 2022-2023

Part 1 - September, 2022

Fabric Requirements and Cutting Instructions:

You will need a dark, 2 mediums, a medium light and a background fabric to make this project, as well as binding, batting and backing. We hope you will find all of these in your stash.

Cutting Instructions:

Background fabric:	Cut 4	4½" X 8½" rectangles	(A)
	Cut 36	4½" squares	(B)
Medium Light fabric:	Cut 8	4½" squares	(K)
Medium fabric #1:	Cut 4	8½" squares	(P)
	Cut 8	4½" squares	(Q)
Medium fabric #2"	Cut 12	4½" X 8½" rectangles	(G)
Dark fabric:	Cut 1	8½" square	(C)
	Cut 4	4½" squares	(D)

Cut all fabrics following instructions, label and store each colour in a separate baggie.

The completed quilt (before borders) should measure 32½" square. Before cutting these final border pieces, measure and cut according to your measurements.

Cut 2 2½" X 32½" strips
Cut 2 2½" X 36½" strips

Use your choice of fabric for the border

*Drawings are not to scale

MYSTERY QUILT - ADQG 2022-2023

Part 1 - September, 2022

Block Assembly - Part 1:

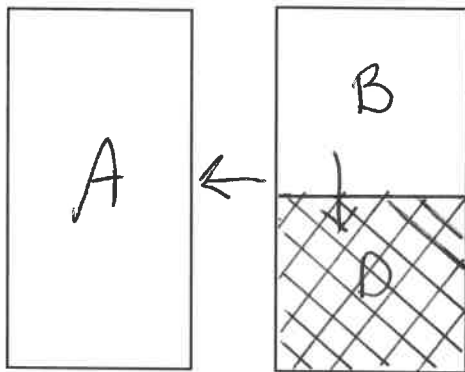
- (a) Sew a background $4\frac{1}{2}$ " square (B) to a dark $4\frac{1}{2}$ " square (D)

Then sew to a $4\frac{1}{2}$ " X $8\frac{1}{2}$ " background rectangle (A)

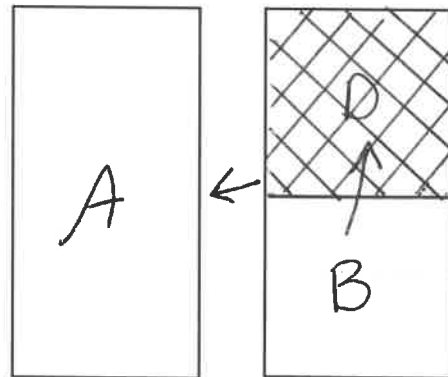
Press in direction of arrows

Each unit will measure $8\frac{1}{2}$ " X $8\frac{1}{2}$ "

Make 2



Make 2



- (b) Draw a diagonal line on the wrong side of eight $4\frac{1}{2}$ " background squares (B)


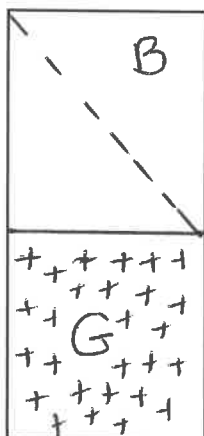
With right sides facing, lay a (B) square on top of a medium #2 (G) rectangle so the drawn line goes from left to right (see diagram)

Stitch on drawn line and trim $\frac{1}{4}$ " away from seam

Press in direction of arrows

Make 4

Each unit will measure $4\frac{1}{2}$ " X $8\frac{1}{2}$ "



Page 2 - September block assembly instructions

- (c) With right sides facing, lay a (B) square on the left side of a (G) rectangle so the drawn line goes from right to left (see diagram)

Stitch on drawn line and trim 1/4" away from seam

Press in direction of arrows

Make 4

Each unit will measure 4½" X 8½"

