

Materials Required

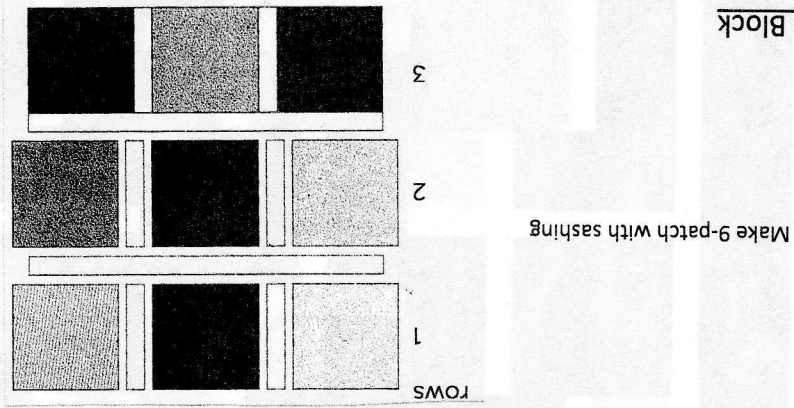
- White Fabric
- Orange, yellow, gold, coral, rust

Cutting Instructions for Block

- 9 - 5" squares coloured
- 6 - 5" x 1 1/2" strips white
- 2 - 16" x 1 1/2" strips white


Basic Block

To create the basic quilt block, first make a 9-patch using charm squares and adding sashing. Lay out 9 squares in an eye-pleasing 3 x 3 configuration. Sew 5" sashing strips between the charm squares as you sew each row together. Press to the sashing. Next, add (2) 16" sashing strips between the 3 rows as you sew them together.




Cutting Block

Cut the 9-patch once down the center vertically: once through the center horizontally.



Arrange blocks so that seams do not intersect.



This block was taken from Missouri Star Quilt Co. BLOCK Magazine. Late Summer Vol. 1 Issue 4
 The block was adapted using 5" charm squares instead of 10" squares as was originally used in pattern.