

Arnprior and District Quilters' Guild

NEWSLETTER – SEPTEMBER 2008

Message from our President – Marion Conger

Welcome back fellow stitchers!

Another summer has flown by and yet again my big plans for finishing my UFO's went out the window. I'm sure I can convince myself that they get better with age (like me)? Oh well, maybe I can make myself finish at least two by Christmas. (I checked - they don't have expiry dates....)

I hope you all had a good summer and are as eager as I am to start another guild year. Just having had our executive meeting, I know there is another great program year planned for us, and we are also going to be quite "challenged" this year. It should be a lot of fun, with something to appeal to everyone.

If you have any questions/suggestions /complaints, please bring them to the attention of any of the executive. We need your feedback to ensure the success and enjoyment of our meetings. If you want to be anonymous, we do have a suggestion box.

We have a key for the elevator, so if anyone needs access to it, please let me or one of the other executive know.

That's it for now, see you on the 24th!
Marion Conger, President



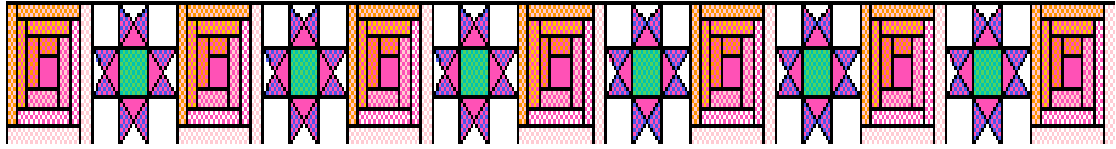
2008 Meeting Dates

Our next meeting date is Sept/24/2008

October 22/08, November 26/08, January 7/09, January 28/09, February 25/09, March 25/09,
Monday April 20/09, May 27/09 and Jun 17/09
Meetings start at 7:00pm (doors open at 6:30) and the location is the Christian Education Center,
257 John St. N., Arnprior.

Check out our web site at www.arnpriordistrictquiltersguild.com

Bookmark it for a more convenient access.



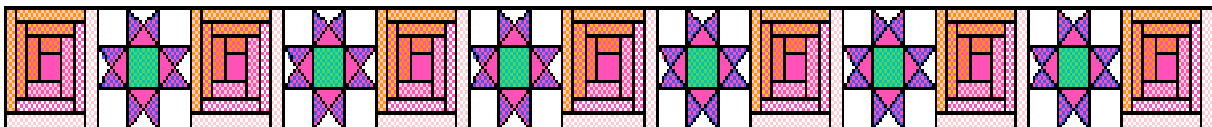
Board of Directors

2008/2009

President-Marion Conger
Vice-President-Sue Hodgins
Secretary-Anne Cruickshank
Treasurer-Jeannie Vanderzon
Membership-Winnie Masson
Past President-Jeannie Vanderzon
Program-Wendy Fraser

Committee Chairs

Library-Brenda Davidson-Payer
Publicity-Barb Clarke
Block of the Month-Joyce Murray
Tinnners-Margaret Madill
Refreshments-Agathe Kurt, Rita Williams, Pat Campbell
Photography-Barb Clarke
Newsletter-Rennie Hickey
Website-Cathy Rodger
Charm Squares-Joyce Dawson



Charity Quilts Program

Sue Hodgins

This year we are planning the following events for our Charitable Community Program.

They are:

1. Premie quilts for the Rich Little Neo-Natal Unit of the Ottawa Civic Hospital

Requirements:

Size: quilt should be no larger than 24" x 24"

Fabric: 100% cotton or cotton flannelette for the outer layer. Do not use polyester or cotton/polyester blend as this can create static.

Batting: Cotton or polyester batting

Quilting: Please avoid using nylon invisible thread as it can loop and the tiny fingers or toes can catch on it. Use a minimal amount of quilting. Too much quilting can make the little quilt stiff. It should be light and flexible.

Binding: Can be done envelope or pillowcase style or use standard binding.

Label: please put a label on your quilt with your name or just the guild's name to show where the quilt was made.

Once your quilt is finished, bring it to the next meeting and it will be displayed for everyone to admire.

2. Victoria Quilts –

Several ways we can help with the Victoria Quilts Campaign:

- Those who participate in the charm squares could cut one extra square and donate it to the Victoria Quilts.
- Anyone who makes a block for the block of the month could make an extra block and donate it to the Victoria Quilts.

3. Women's Shelter of Renfrew County

This year our charity drive will centre on providing quilted tote bags, placemats and toiletries for the women to use when they leave the shelter to start their new life on their own. We

encourage members to make quilted or plain tote bags which we will have filled with toiletries. Tote bags should measure at least 12" across and 11" deep. This is only a general measurement, larger and deeper bags are also very much appreciated.

All members are being asked to bring in donations of toiletries which we will use to fill the bags. Toiletries needed include:

- shampoo & conditioner
- deodorant and soaps
- hair brushes, combs, hair clips
- toothpaste and tooth brushes
- shower gel and loofa or bath scrubs
- panty hose and socks (form women and children)

The shelter would also like to receive quilted placemats which will be given to the women with their filled tote bag to use in their new homes. Placemats should measure approximately 16" x 12" and be rectangular or oval. Some ideas are to make them with using a children's theme or Christmas material on one side and any other colors on the reverse. We are having a toiletries blitz at our Christmas (November) meeting. All members are encouraged to bring in an item which can be used to fill our tote bags. The shelter has asked us to donate a full size quilt which they can raffle off and the proceeds to be dispersed as per our request. The proceeds from this raffle will be used to assist the women as they leave the shelter and set up on their own. When the women leave the shelter, they are usually forced to collect welfare. This means they must provide for their children and themselves on about \$1,000 per month which is only enough to pay for their rent and food and little else.



PROGRAM

Greetings Fellow Guild Members;

Thank you so much for submitting our members' surveys at the end of last Guild Year. It is so helpful to use them over the summer to plan the next year's events. We have been working very hard to secure special guests and events for your entertainment and enjoyment.

First, for our September meeting I'm thrilled to announce that Rita Rottman, Quilt Appraiser and Historian, will be speaking to us on the value of appraising a quilt. You will be amazed at the information she will be providing and lots of 'food for thought'.

Back by popular demand is our 'Tools & Gadget' night for the October meeting. Quilting Quarters, Sew Inspired and Textile Traditions will be demonstrating their favourite in-store tools and gadgets just in time for Christmas. Don't want to wait until Christmas - and seriously who does; these tools and gadgets will be available for purchase at the meeting if you desire. Of course they will have limited quantities so don't be shy!

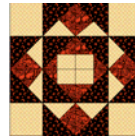
Also back by popular demand is the favourite 'Yard Sale'. We will include the yard sale at our November Christmas meeting. Need to make room for all your new Christmas presents that you are hoping to get, rent a table at the yard sale for \$10. Don't want to rent a table, but would like to get rid of some stuff, the guild table will be taking donations. All proceeds of sale items on the guild table will be put into the guild coffers.

In the new year we will be featuring an "Innovative Piecing Demonstration" night, Quilting Bee meeting and very special guests Sylvia Naylor, Joan Rieve and Margaret Vant Erve. Also in the new year we will have

workshops with Katie Pasquini Masopaust (Colour), Joan Rieve (Landscapes), Sylvia Naylor (Transfer Paints) and Margaret Vant Erve (Most Popular Stitches for Crazy Quilting).

We will also continue running our internal programs; Block of the Month, Shop of the Month, Tinnners and Charm Squares. We will be adding a new twist to the Charm Square program this year and follow a quilt design from the 'Nickel Quilts' books. The purpose of this new charm square program is to allow each participant a vision of a finished project at the end of the guild year.

Whew, a very busy and productive year. Oh, and don't forget to sign up for providing refreshments, with all this activity we will need some treats to recharge the batteries (this is my official request for chocolate). Can't wait to see everyone and get it started!



Wendy - Program Chair

A Quilter's Tip

Fighting Tangles, Wrinkles, & Thread Balls

Always open your fabric completely before placing in the washer. Any fold is likely to develop an abrasion line during the wash. To help prevent ravelling and tangles, cut a *small triangle* off all four corners of the fabric before washing. Wash small pieces or scraps by placing them in a mesh laundry bag. Or it may be just as easy to place them in a sink, swish them around, and then hang or lay them flat to dry. Remember to be gentle, and use low agitation!

*From Rodale's Successful Quilting Library,
Best All-Time Tips for Quilters*

Library Update



Brenda Payer

Make sure you check out the Library table at the September meeting. There will be a large selection of new magazines plus a feature book and samples from it. Brenda is holding a Library challenge this year that will be introduced at the Sept meeting and sign up will be Sept, Oct and Nov. In November, at the Guild Yard Sale some of the older Library books will be for sale. Also, let Brenda know what books you would like to see in the Library, she will have a sheet available for members to make book suggestions.

We have a missing book that seems to have gone "Underground", please check to see if it has hidden in your home. (Maybe under a pile of books or fabric, or in your basement somewhere.) The missing book is "The Underground Railroad" by Eleanor Burns. We would love to have it back in our Library!

*****Don't forget to Lug-a-Mug to all guild meetings***
But please, don't lug your mug near the quilt displays.**

Coming Events

OVQG "At Home With Quilts" Sale for Charity Maki House	Sept 27: 10pm - 4am	Maki House - no charge House Tour - \$15
Fall Creative Festival	October 17 - 19	Metro Toronto Convention Centre info: www.csnf.com
Quilts from East Africa	October 20 - 25	Over 125 quilts, classes, lecture/slide show Admission to Quilt Show - \$7 Advance tickets for Slide Show \$15 info: @cotton- by-post.com
Rouge Valley Quilter's Guild Show	October 24 -25	Pickering Village United Church 300 Church St. Ajax
York Heritage Quilters Guild Quilt Show A Celebration of Quilts X	November 7 - 9	Japanese Canadian Cultural Centre 6 Garamond Court North York, ON.



Diary of a Wedding Quilt



By Lisa Boyer

from *Stash Envy, and Other Quilting Confessions and Adventures*

June, last year-I'm so thrilled! I've just learned that two of our good friends are planning to marry next year in June. Of course, I just have to make them a quilt. I know! I'll make it a scrap quilt: something that doesn't look like it came from a department store. I'm so glad I have a year to plan it.

November, last year-Well, I didn't get the head start I wanted to on the wedding quilt, but I'm ready to start planning now. I just have to finish this guild project, and then I'll be on to it.

January, this year-Gee, wasn't there something I was supposed to be working on this year? Hmmmm..... I can't remember.....

March, this year-Okay, now I better get myself in gear. I only have four months to make a King-sized wedding quilt. I think I'll do their quilt in warm, neutral colors. Fall colors seem to go with most people's décor. A half log-cabin design would be good, maybe with a braided border. I'll rotary cut all the logs today. Let me see.... that's only 1,064 pieces to cut. I should be able to start sewing by April.

April, this year-Whew! I got all my logs cut and I've already completed half the blocks. I've run into a little problem though. I happened to speak to the bride's mother today and asked her the colour of the couple's bedroom décor. She said, "Oh, that's an easy question. I just spent last weekend helping them paint everything purple." "Purple? How could they choose purple when I'm making them an orange and brown quilt? Okay, not to panic. I'm only halfway through with the blocks; I can manage to throw a little purple in somewhere.

Later in April-This purple doesn't look so great. Adding in some blue and lavender might blend in. And maybe some acid green. Yeah, that'll help.

May, this year-HmMMM..... this is not looking so good. This purple is beginning to bother me. In addition, the blue and lavender look strangely lost, like they've accidentally wandered into the wrong quilt. But I've almost finished the quilt top and it's too late to start another. Maybe a border will help. Yes, a nice toned-down border will fix everything.

Mid-May, this year-What was I thinking with this border? It's too busy, and it makes the purple even worse! I shouldn't have made a scrap quilt anyway; I should have made a traditional quilt with muted soft tones of rose and ...whatever goes with rose. No, I probably should've just bought them a toaster. Yes, a really nice toaster with no purple

Late May, this year-I decided to show the wedding quilt top to my sewing group. I felt so insecure about this project that I needed some kind words and encouragement. After I unfurled it, there was silence. "That's nice," they said noncommittally. "Is it too bright?" I asked, fearful of their answer "It's a little bit bright, but it will be fine," they said. Uh oh. Anyone who speaks "friend code" knows that "a little bit" means "a lot" and "it will be fine" means "I,m sure glad I don't have to give that thing to anyone I know." Now I'm really depressed.

Early June-I decided that quilting with black thread might help to tone down this quilt. Unfortunately, I didn't think about how the black thread would show every quilting mistake on the white lining. To make matters worse, my machine does not like this polyester thread and keeps making a "finka-finka" noise. With every "finka", my machine tosses out a little black thread-blob onto the bottom of my quilt! The back of the quilt looks like a tiny hairy spider convention. Why, why, why didn't I buy them a toaster?

The day before the Wedding-a black binding completes the quilt. The black seems to be a very good choice, as it compliments the black hairy quilt spiders oh so well. The black binding also seems to anger the purple even more, making it glow and pulsate with purpleness. The other fabrics join the angry mob, demanding: "How could you embarrass us like this? We looked so nice on the bolt! We had such high hopes for ourselves; now we have to spend an eternity with....." I really have to stop doing this to myself. Into the box the quilt goes. Where's the wrapping paper?

Wedding Day-It'll be okay, it'll be okay.... don't panic. Just put the box down casually on the gift table and walk away. No one else seems to hear the purple screaming from inside the box. Good..... now run!

A week later(after the honeymoon and after the gifts are opened)-The bride calls me at home, her voice breaking with tears of emotion. "Oh, Lisa, the quilt is so beautiful! I love the colors and fabrics! It's perfect with our house! We will cherish this as long as we live. Thank you so much. We will love it always.:"
Oh, my sweet friends, you are so welcome. I knew you'd love it.



Hope everyone has a great quilting year!