

ARNDRIOR & DISTRICT QUILT GUILD

MYSTERY QUILT 2011 – 2012

CLUE ONE

This quilt is great if you wish to reduce your stash somewhat!!


CONSTRUCTION

Make sure your $\frac{1}{4}$ " seam allowance is accurate—all blocks assume an accurate $\frac{1}{4}$ " seam.

HALF SQUARE TRIANGLES


Use 22 - 3"x3" assorted dark coloured squares and 22 - 3"x 3" background squares to make 44 half-square triangle blocks. Each pair of squares yields 2 half-square triangle blocks.

1. Pair 1 assorted dark coloured and 1 background square right sides together. Draw a diagonal line on the wrong side of the lighter square. Note: This will be the cutting line not the sewing line.




Draw diagonal line

2. With a $\frac{1}{4}$ " presser foot sew a scant $\frac{1}{4}$ " away from the center on both sides.




Sew a scant $\frac{1}{4}$ " from the center line

3. Cut on the center line.



Cut.

4. Press the seam allowance toward the darker fabric.



Press. Make 44.

5. Trim 40 blocks to 2" x 2". Trim the remaining four blocks to $1\frac{1}{2}$ " x $1\frac{1}{2}$ ".

If you have any questions please contact Mary DeVries 613 646-7431 or Joanna Vlaming 613 646-2427.