









Amprior Guild Mystery Quilt 2010/2011




Fabric Requirements:

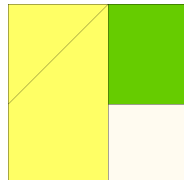
Fabric Description	Colour Code	Patch Size	Number of Pieces
Focus Fabric		2" X 3 1/2"	56
		2" X 2"	56
Accent A			0
Accent B		2" X 5"	28
		2" X 2"	28
Background A		2" X 3 1/2"	56
Background B		2" X 6 1/2"	28

Elongated Flying Geese Unit

With wrong side facing up, measure down 2" from the top of a 2" X 3 1/2" Background A piece and place a mark right on the left hand edge of the fabric. Draw a diagonal line from the mark to the top right hand corner. Mark 28 pieces in this manner.

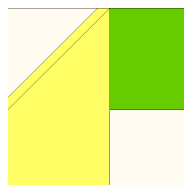


With wrong side facing up, measure down 2" from the top and place a mark exactly on the right hand edge of the fabric. Draw a diagonal line from the mark to the top left hand corner. Mark 28 pieces in this manner.



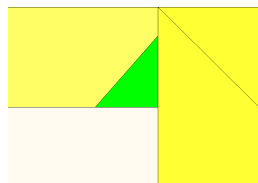
Lay Background A piece over Focus fabric piece lining up top and left hand edges and sew exactly on the drawn diagonal line.

Sew all 28 pieces in same manner.

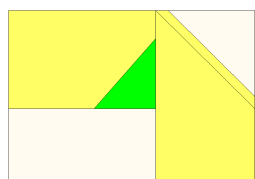


Trim away excess seam allowance, open unit and press towards Background A fabric.

Unit should measure 2" X 5".



Lay second Background A 2" X 3 1/2" piece on right side of unit lining up top and right sides. Sew exactly along drawn diagonal line.




Trim away excess seam allowance, open unit and press towards Background A.

Unit should measure 2" X 6 1/2".


Complete all 28 units in the same way.




Diagonal Stripe Unit




Draw a diagonal line from corner to corner on wrong side of 2" X 2" Accent B Squares.
Mark 28 squares.



With wrong side facing up, measure down 2" from the top of a 2" X 3 1/2" Focus fabric piece and place a mark right on the left hand edge of the fabric. Draw a diagonal line from the mark to the top right hand corner. Mark 28 pieces in this manner




Lay Focus fabric on top of Accent B 2" X 5" piece, lining up top and left hand edges.
Sew exactly along drawn diagonal line.
Make 28 units.



Trim away excess seam allowance.
Open unit and press towards Focus fabric.
Make 28 units.




Unit should measure 2" X 6.5"




Lay 2" X 2" piece of Accent A fabric on top of Focus fabric with drawn diagonal line slanting from bottom left corner to top right corner.
Sew on diagonal line.
Trim excess seam allowance, open unit and press towards Focus fabric.
Complete 28 units.

Unit should measure 2" X 6 1/2".

Diagonal Corners Unit



Draw a diagonal line from corner to corner on 2" X 2" Focus fabric squares.
Mark 56 squares.



Lay a marked square on each side of a piece of 2" X 6 1/2" with drawn diagonal lines going from bottom corners towards center of piece of Background B fabric and sew exactly on drawn lines. Make 28 units.




Trim away excess seam allowances.




Open unit and press.
Unit should measure 2" X 6 1/2".

Assemble Block



Sew Elongated Geese Unit to Diagonal Strip Unit and then attach Diagonal Corners Unit.



Press 16 blocks with seams towards the Elongated Geese unit and 12 blocks with seams towards the Diagonal Corners Unit.

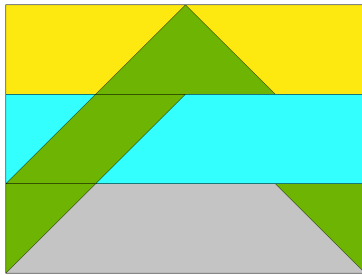


Diagram of Completed Block
Size unfinished = 5" X 6 1/2"
(Finished size when in quilt = 4 1/2" X 6")