

MYSTERY QUILT?????

Clue 4


Part 4

Please read all instruction before beginning your blocks. You may wish to use an alternative method to the one given to complete the individual blocks.


Detailed instructions are given for rotary cutting methods and machine piecing. A $\frac{1}{4}$ " seam allowance is to be used throughout.

Construction

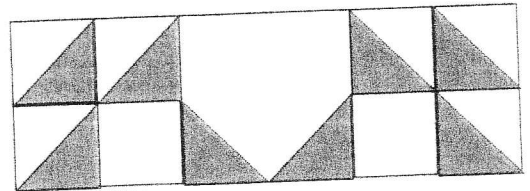
1. Using bias squares from part 3, sew two together.



2. Make 64 of these units which should measure $2\frac{1}{2}$ " x $4\frac{1}{2}$ ".
3. Join one the above units to one of the units constructed in part 3.



4. Make 64 units which should measure $4\frac{1}{2}$ " x $4\frac{1}{2}$ ".
5. Join one of these units to either side of the unit constructed in part 2.



6. Make 32 of these units which should each measure $12\frac{1}{2}$ " x $4\frac{1}{2}$ ".