

MYSTERY QUILT?????

Clue 3

Part 3

Please read all instruction before beginning your blocks. You may wish to use an alternative method to the one given to complete the individual blocks.

A $\frac{1}{4}$ " seam allowance is to be used throughout.

Cutting

Light Scraps Cut 14 strips $2\frac{7}{8}$ " x 22" or equivalent.

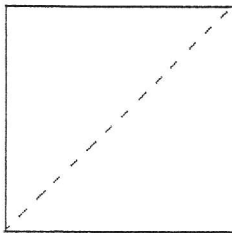
Dark Scraps Cut 19 strips $2\frac{7}{8}$ " x 22" or equivalent.

Cross cut light and dark strips at $2\frac{7}{8}$ " intervals to create $2\frac{7}{8}$ " squares.

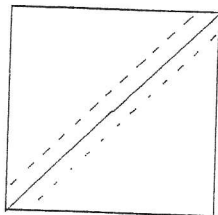
Cut 96 light squares and 128 dark squares. Reserve 32 dark squares to be used later

Construction

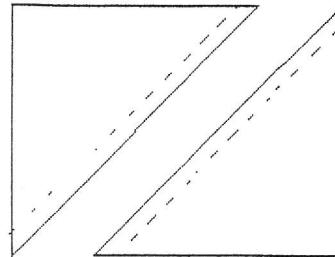
1. Draw a diagonal on the wrong side of each of the light squares




2. With right sides together place a light square on top of a dark square and sew a $\frac{1}{4}$ " either side of the diagonal.




3. Cut along the diagonal and press open. Press the seam allowance towards the dark fabric.



4. Make 192 bias squares each measuring $2\frac{1}{2}$ " square.



5. Sew a bias square to each of the light squares set aside in the instructions for part 1.



6. Make 64 of these units which should measure $2\frac{1}{2}$ " x $4\frac{1}{2}$ ".
7. The remaining 128 bias squares will be used in part 4.